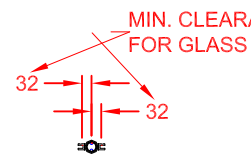


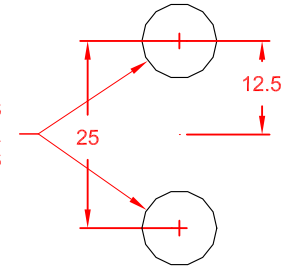


LSEP
PLAN VIEW

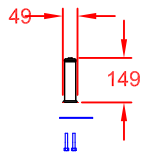


LSCP
PLAN VIEW

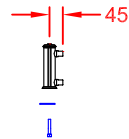
2 x Ø10 OUTER HOLES
EACH END FOR
M8 FIXING BOLTS



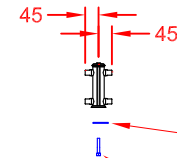
WORKTOP DRILLING
FOR POSTS
DETAIL (SCALE 1:1)



END VIEW



LSEP
FRONT VIEW
(CUSTOMER SIDE)



LSCP
FRONT VIEW
(CUSTOMER SIDE)

1 x FIXING/SPREADER
PLATE PER POST (SUPPLIED)

2 x M8 FIXING BOLTS
PER POST (SUPPLIED)

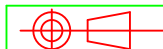
APPROX. UN-CRATED
WEIGHT OF UNIT: 1Kg



CED FABRICATIONS LTD
UNITS A1-A4, FALCON COURT
CLAYTON BUSINESS PARK
CLAYTON-LE-MOORS
HYNDBURN
LANCASHIRE BB5 5JD

This drawing and information herein is confidential to CED Fabrications Ltd.
It is issued in confidence that it will not be disclosed to any third
party in part or in whole without permission from CED FABRICATIONS Ltd.

© CED FABRICATIONS LTD



DESCRIPTION:

DESIGNLINE
LOW SCREEN POSTS

SCALE: 1 : 2.5 @ A4 REV No: 1

PRODUCT
CODE: LSEP & LSCP